




TROUBLE SHOOTING

PROBLEM	DISPLAY CODE	POSSIBLE CAUSE	SOLUTION
Unit is not heating	Display shows "E2"	The internal environmental temperature sensor is damaged, and the machine stops heating.	Please contact: support@inokraft.com.
	Display shows nothing.	The overheat protection has activated.	Inspect the garage heater and check that the air inlets and outlets are not blocked as this may cause overheating. Switch off the circuit breaker to the garage heater for at least 30 minutes and allow it to cool down. Turn the power back on and operate.
		The overheat protection has activated and already cooled.	Turn the power back on and operate.
	The heater will not start.	The room temperature has already reached the set thermostat temperature.	Adjust the temperature setting to make sure the thermostat setting temperature is higher than current room temperature.
		The breaker has tripped.	Reset the breaker at the fuse panel and restart the heater.
The garage heater emits a burning smell.		During production dust and/or oil debris is gathered on heating coils.	Make sure the room is well ventilated. Allow the garage heater to dissipate.
		Check and make sure there is no combustible material within 0.9 meters (3 feet) of the garage heater.	Remove the combustible material around the garage heater.
		This heater must be mounted at least 8 feet off the floor, for specific clearances. Please check "4.4 LOCATING HEATER" section in the instruction manual.	Relocate the garage heater so there is enough space between the heater and adjacent wall and floor.